

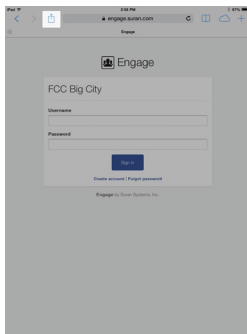


Adding Engage to a Mobile Device's Home Screen (iOS and Android)

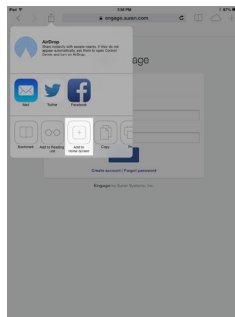
By saving Engage to your home screen, you can activate it by clicking the icon on your screen like any native app. Currently, devices that can utilize this feature are iOS devices using Safari and Android devices using Google Chrome.



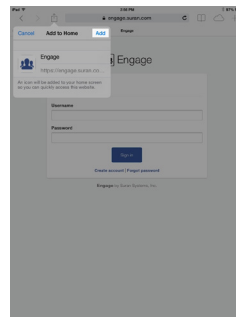
iOS (Safari)



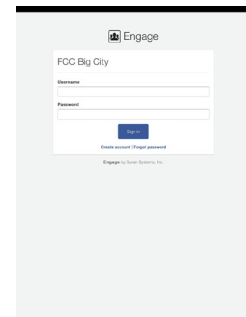
1. At the Engage Sign In screen, tap the Share icon on the navigation bar



2. Tap Add to Home Screen

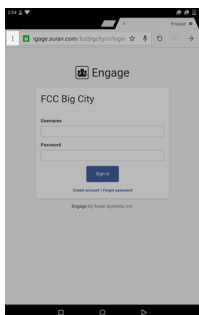


3. Tap Add

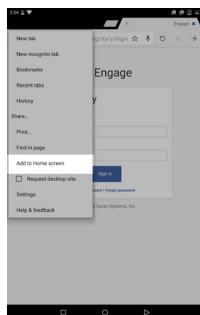


4. To launch Engage, just tap the Engage logo from the home screen.

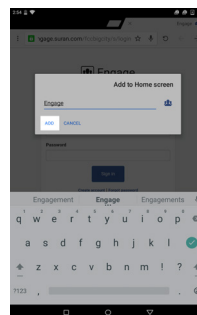
Android (Google Chrome)



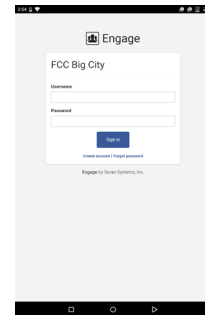
1. At the Engage Sign In screen, tap the Chrome Menu icon



2. Tap Add to Home Screen



3. Tap Add



4. To launch Engage, just tap the Engage logo from the home screen.